



**WETHERSFIELD**  
**GREATER TOGETHER COMMUNITY FUND**  
*at the*

**Hartford Foundation**  
FOR PUBLIC GIVING

# Wethersfield Greater Together Community Fund Prioritization Survey Outcomes



# Thank you!

Thank you to everyone who took the time to take our survey! We were fortunate enough to receive 340 responses, 89% of whom (303) were Wethersfield residents, making our response rate 1.16% of total residents. We are pleased to have reached a more than 1% response rate, which leaves us confident that we have learned enough from our respondents to adequately understand the needs of the town as defined by those who live and work here.

However, we must also acknowledge our shortcomings, as this is still a small sample size and we do not want to assume that those who didn't respond, would respond the same as those who did. As you can see in the graphs shared on our website with this report, those who responded to the survey had a higher level of education than the general Wethersfield population, men were underrepresented, and we did not proportionally reach those under the age of 30. As a result, we must consider that there

are topics that are important to residents which our survey did not capture.

In each question, respondents were asked to select what they believed to be the top three areas of need in Wethersfield. First, we asked respondents to select their top three priorities from eight broad categories: Income and Asset Building, Employment, Health, Housing, Education, Community Engagement, Support Services, and Quality of Life. Each of those categories were then broken down into specific topics, and respondents were asked to select the three in each category that they consider to be of greatest importance for Wethersfield. These topics and their broader categories were selected by our diverse group of committee members based on their own knowledge and experience, and through reviewing the issues commonly used by Community Action Agencies in their community needs surveys.



## Survey Results

Respondents were asked to review 8 community needs related to the Wethersfield community and select the 3 they considered to be the most important. The Advisory Committee will consider the most common choices made by survey respondents as we determine which grant applications will benefit the greatest number of Wethersfield residents, or address the greatest areas of need as defined by the community.

**SURVEY QUESTION- TOP PRIORITIES REGARDING OVERALL NEED IN WETHERSFIELD**

**56.21%**

Quality of Life – Community Assets – providing information and programming that support access to parks, transportation and cultural events

**32.84%**

Housing – providing housing options that are affordable to residents with a range of incomes

**55.03%**

Support Services – providing supports such as food and heating assistance, at-risk youth programs and domestic

**31.66%**

Health – providing residents with information about and access to physical and mental health services

**40.83%**

Community Engagement – residents are informed of and know how to participate in community activities

**26.04%**

Employment – improving resident skills and knowledge that enable them to find work and/or improve employment

**39.94%**

Education – providing information to youth and adults about available educational opportunities

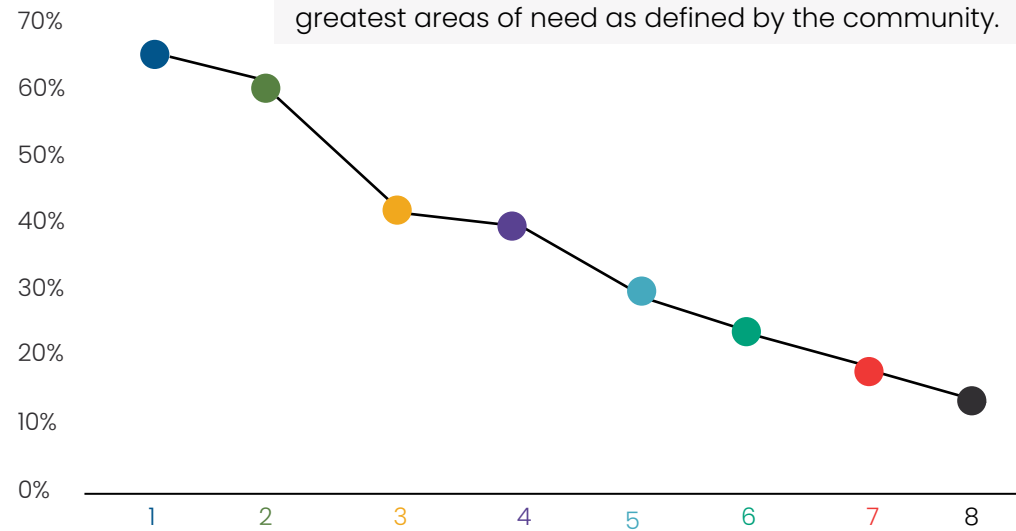
**8.28%**

Income and Asset Building – helping residents manage their personal finances

When the Advisory Committee begins to accept applications for grant funding, the results of this survey will help guide our decision making as we review applications which concern the Wethersfield Community. This will help the Advisory Committee assess the Wethersfield community's greatest needs, and determine the amount and number of grants that will be awarded. Direct input from the community is incredibly valuable, and allows us to make our decisions with confidence.

## Survey Results

Respondents were asked to review 8 community needs related to education and select the 3 they considered to be the most important. The Advisory Committee will consider the most common choices made by survey respondents as we determine which grant applications will benefit the greatest number of Wethersfield residents, or address the greatest areas of need as defined by the community.




- 1. 65.20%** - Increasing after school activities for academic enrichment, STEM, homework assistances, recreation, arts, etc.
- 2. 61.76%** - Additional guidance and counseling staff to assist with student mental health and planning for post-secondary education, employment and career options
- 3. 41.69%** - Increasing opportunities for early childhood education programs to develop school readiness skills
- 4. 38.56%** - Increasing affordable childcare options for parents attending school/training programs
- 5. 30.41%** - Increasing the community's knowledge of available education resources and opportunities
- 6. 24.76%** - Greater participation of parents/caregiver in students' education
- 7. 17.87%** - Increasing certificate/degree programs offered locally
- 8. 15.05%** - Increasing adult education and training resources and opportunities

When the Advisory Committee begins to accept applications for grant funding, the results of this survey will help guide our decision making as we review applications which concern education. This will help the Advisory Committee assess the Wethersfield community's greatest needs, and determine the amount and number of grants that will be awarded. Direct input from the community is incredibly valuable, and allows us to make our decisions with confidence.

SURVEY QUESTION - PRIORITIES REGARDING EDUCATION IN WETHERSFIELD.

## Survey Results

Respondents were asked to review 7 community needs related to health and select the 3 they considered to be the most important. The Advisory Committee will consider the most common choices made by survey respondents as we determine which grant applications will benefit the greatest number of Wethersfield residents, or address the greatest areas of need as defined by the community.



## All Data

- 59.80%** - Additional guidance and counseling staff to assist with student mental health and planning for post-secondary education, employment and career options
- 55.88%** - Assistance/resources for victims of abuse/neglect/domestic violence
- 50.33%** - Awareness of/access to preventative healthcare
- 44.44%** - Focus on environmental/living conditions impact health
- 42.48%** - Knowledge of available health services
- 28.76%** - Assistance for dental/hearing/vision services
- 13.07%** - Reproductive/contraceptive education/services

When the Advisory Committee begins to accept applications for grant funding, the results of this survey will help guide our decision making as we review applications which concern health services and resources. This will help the Advisory Committee assess the Wethersfield community's greatest needs, and determine the amount and number of grants that will be awarded. Direct input from the community is incredibly valuable, and allows us to make our decisions with confidence.

SURVEY QUESTION - PRIORITIES REGARDING HEALTH SERVICES AND RESOURCES IN WETHERSFIELD.

## Survey Results

Respondents were asked to review 7 community needs related to education and select the 3 they considered to be the most important. The Advisory Committee will consider the most common choices made by survey respondents as we determine which grant applications will benefit the greatest number of Wethersfield residents, or address the greatest areas of need as defined by the community.

SURVEY QUESTION- TOP PRIORITIES REGARDING EMPLOYMENT IN WETHERSFIELD

**63.79%**

Providing access to affordable, quality childcare available for typical and non-typical work hours

**41.53%**

Increasing jobs with better pay and health benefits

**48.84%**

Providing training for the types of jobs available in the area e.g. manufacturing certificate, day care licensing

**29.90%**

Ensuring public transportation matches employment schedules (2nd shift, evening retail etc.)

**45.51%**

Providing summer educational employment for students

**22.59%**

Increasing the community's access to information about available employment resources

**43.85%**

Providing workforce readiness training for people who are able to work

When the Advisory Committee begins to accept applications for grant funding, the results of this survey will help guide our decision making as we review applications which concern education. This will help the Advisory Committee assess the Wethersfield community's greatest needs, and determine the amount and number of grants that will be awarded. Direct input from the community is incredibly valuable, and allows us to make our decisions with confidence.

## Survey Results

Respondents were asked to review 7 community needs related to housing and select the 3 they considered to be the most important. The Advisory Committee will consider the most common choices made by survey respondents as we determine which grant applications will benefit the greatest number of Wethersfield residents, or address the greatest areas of need as defined by the community.

SURVEY QUESTION- TOP PRIORITIES REGARDING HOUSING IN WETHERSFIELD

**57.68%**

Providing resources to make home ownership and home rehabilitation/repair affordable

**39.59%**

Increasing access to income-based rental housing for disabled individuals and seniors

**52.22%**

Sponsoring programs that provide energy assistance/ reduce energy costs

**35.15%**

Increasing housing equity and reduced rental discrimination

**44.37%**

Developing a community support system for homeless families

**19.80%**

Providing funds for security/utility deposit programs

**43.34%**

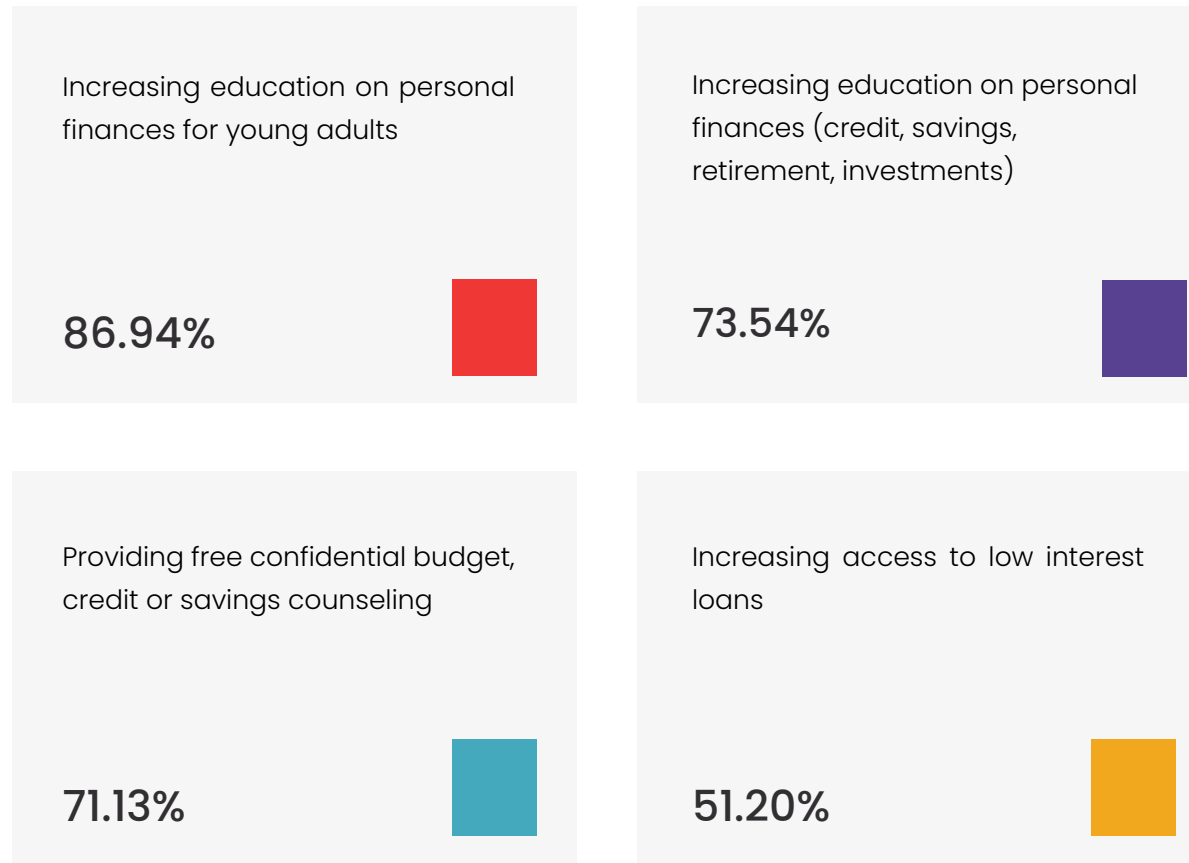
Increasing affordable housing options (rental and or ownership)

When the Advisory Committee begins to accept applications for grant funding, the results of this survey will help guide our decision making as we review applications which concern housing. This will help the Advisory Committee assess the Wethersfield community's greatest needs, and determine the amount and number of grants that will be awarded. Direct input from the community is incredibly valuable, and allows us to make our decisions with confidence.

## Survey Results

Respondents were asked to review 4 community needs related to income and assets and select the 3 they considered to be the most important. The Advisory Committee will consider the most common choices made by survey respondents as we determine which grant applications will benefit the greatest number of Wethersfield residents, or address the greatest areas of need as defined by the community.

SURVEY QUESTION- TOP PRIORITIES REGARDING INCOME AND ASSETS IN WETHERSFIELD.



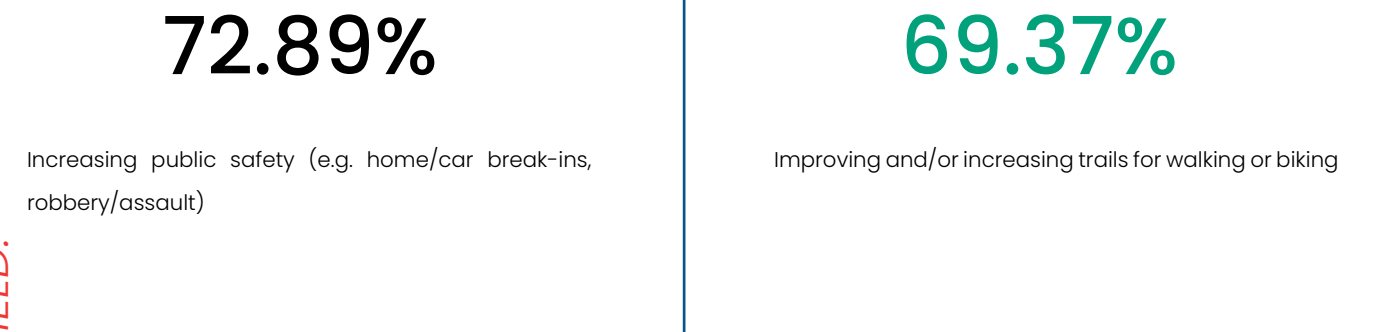
When the Advisory Committee begins to accept applications for grant funding, the results of this survey will help guide our decision making as we review applications which concern income and assets. This will help the Advisory Committee assess the Wethersfield community's greatest needs, and determine the amount and number of grants that will be awarded. Direct input from the community is incredibly valuable, and allows us to make our decisions with confidence.

## Survey Results

Respondents were asked to review 6 community needs related to quality of life and select the 3 they considered to be the most important. The Advisory Committee will consider the most common choices made by survey respondents as we determine which grant applications will benefit the greatest number of Wethersfield residents, or address the greatest areas of need as defined by the community.

SURVEY QUESTION- PRIORITIES REGARDING QUALITY OF LIFE AND COMMUNITY ASSETS IN WETHERSFIELD.

### Top Choices



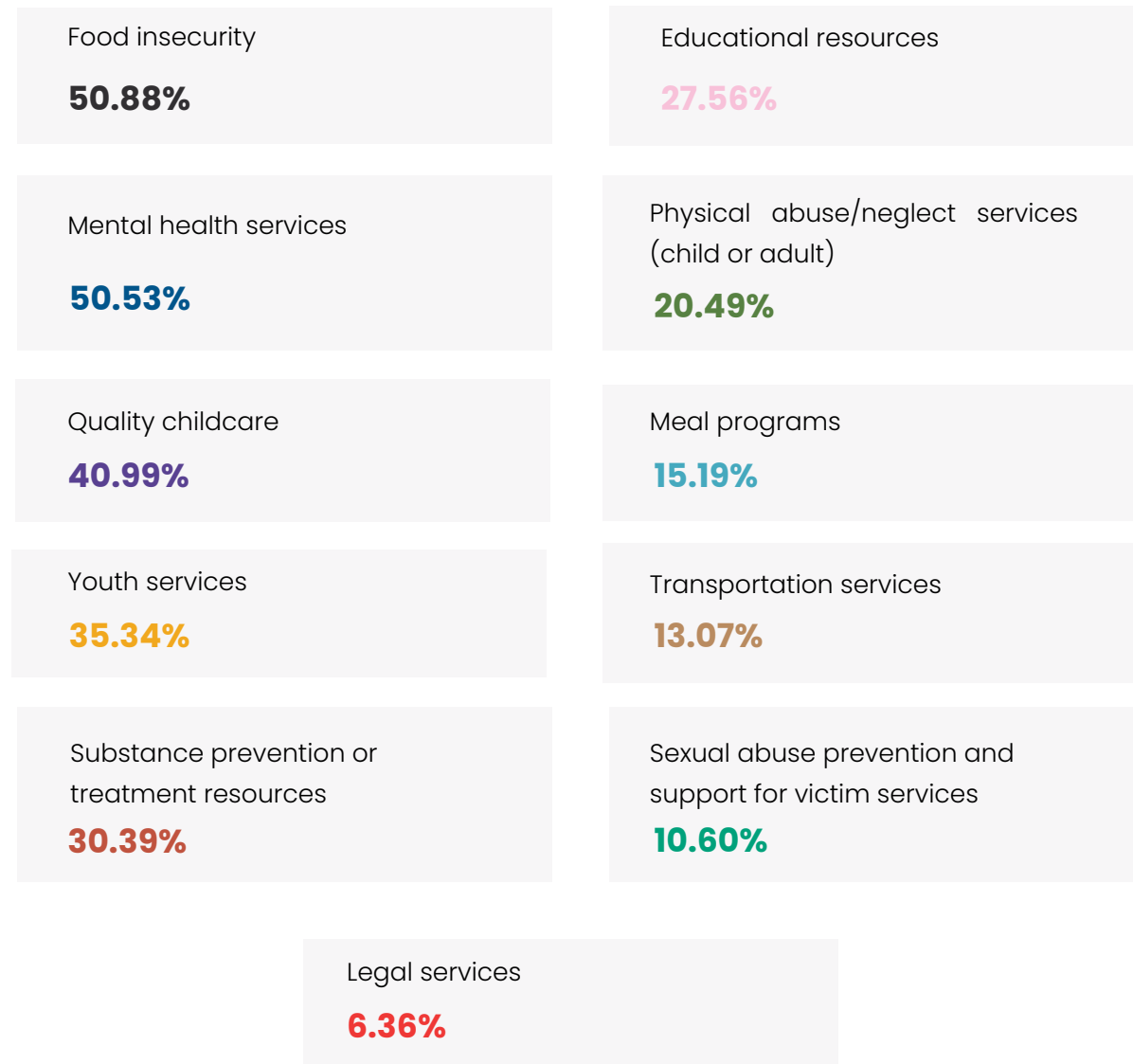
1. **72.89%** - Increasing public safety (e.g. home/car break-ins, robbery/assault)
2. **69.37%** - Improving and/or increasing trails for walking or biking
3. **54.93%** - Improving sidewalks, streets, lighting
4. **41.69%** - Increasing information or engagement on environmental causes (climate change, air/water quality)
5. **35.92%** - Expanding arts and cultural options
6. **26.41%** - Planning public transportation with routes and schedules that meet employment, education or recreation needs

When the Advisory Committee begins to accept applications for grant funding, the results of this survey will help guide our decision making as we review applications which concern quality of life. This will help the Advisory Committee assess the Wethersfield community's greatest needs, and determine the amount and number of grants that will be awarded. Direct input from the community is incredibly valuable, and allows us to make our decisions with confidence.

## Survey Results

Respondents were asked to review 11 community needs related to support services and select the 3 they considered to be the most important. The Advisory Committee will consider the most common choices made by survey respondents as we determine which grant applications will benefit the greatest number of Wethersfield residents, or address the greatest areas of need as defined by the community.

SURVEY QUESTION- TOP PRIORITIES REGARDING SUPPORT SERVICES IN WETHERSFIELD



When the Advisory Committee begins to accept applications for grant funding, the results of this survey will help guide our decision making as we review applications which concern support services. This will help the Advisory Committee assess the Wethersfield community's greatest needs, and determine the amount and number of grants that will be awarded. Direct input from the community is incredibly valuable, and allows us to make our decisions with confidence.

